



**FACTS &
FIGURES**

CUU 2020

Executive Administrators



Professor Pirom Kamolratanakul, M.D.
Chairperson of the University council



Professor Bundhit Eua-arporn, Ph.D.
President





HISTORY

Originally established in 1900 as the Royal Page School producing graduates for government service, Chulalongkorn University has since then been instrumental in providing equal opportunities in higher education for all. In the royal words of King Chulalongkorn: “All of our subjects, be they royals, nobles or commoners will have the same opportunity to study.”

This vision was realized by King Vajiravudh, his son, who founded the Kingdom’s first university in **1917**. The university was named Chulalongkorn University in honor of his father as it was during the reign of King Chulalongkorn that modern education in Thailand began to develop. Since its inception, Chulalongkorn University has maintained a reputation for the excellence of its academic standards.

EMBLEM

The emblem of Chulalongkorn University is “Phra Kiao” which is derived from a coronet formerly worn by princes and princesses. It was used as part of the royal insignia during the reign of King Chulalongkorn and was permitted to be used as the emblem of the Royal Page School which subsequently became Chulalongkorn University.

SYMBOLIC COLOR

The symbolic color of Chulalongkorn University is pink, which is associated by Thai people with Tuesday, the day on which King Chulalongkorn was born.

SYMBOLIC TREE

The raintree became associated with the University at the time the campus was overgrown with vegetation and had an abundance of raintrees.



VISION

“ WORLD CLASS NATIONAL UNIVERSITY THAT GENERATES KNOWLEDGE AND INNOVATION NECESSARY FOR THE CREATIVE AND SUSTAINABLE TRANSFORMATION OF THAI SOCIETY ”

Principle Strategies

**Human
Capital**

**Knowledge
Innovation**

**Local
Transformation**

**Global
Benchmarking**

MISSION

1. To produce graduates who are academically competent, equipped with up-to-date skills and instilled with public mindedness and leadership qualities,
2. To venture into and integrate a variety of knowledge as well as to create teaching, learning and research innovations,
3. To produce academic research works that are acceptable at the international level,
4. To apply the knowledge in mobilizing the nation and Thai society in a sustainable manner.

MAIN OBJECTIVES

Human Capital

- 1.1 The development of the potential of Chulalongkorn University graduates/ students
- 1.2 Chulalongkorn University graduates being able to serve as valuable citizens in Thai and global society
- 1.3 The Chula Community being a creative and enabling society
- 1.4 The Chula Community enjoying good health so as to be ready to work efficiently and effectively

Knowledge Innovation

- 2.1 Producing research work that is able to guide and mobilize the development of Thai society
- 2.2 Producing research work that is able to guide and mobilize the development of global society
- 2.3 Creating an innovative ecological system that caters to academic and national development
- 2.4 Employing a management system that is renowned for its transparency, flexibility, proficiency, high quality and efficiency

Local Transformation

- 3.1 Being a leading university that is connected with Thai society

Global Benchmarking

- 4.1 Being recognized at the international level

Faculties & Departments

1. Chulalongkorn University Council

2. University Office of Administrative Affairs

3. The Unit Responsible for Teaching

Allied Health Sciences	Architecture
Arts	Commerce and Accountancy
Communication Arts	Dentistry
Economics	Education
Engineering	Fine and Applied Arts
Law	Medicine
Nursing	Pharmaceutical Sciences
Political Science	Psychology
Science	Veterinary Science
Sports Science	School of Agricultural Resources
Sasin Graduate Institute of Business Administration	
School of Integrated Innovation Project	

4. College

The Petroleum and Petrochemical College
College of Public Health Sciences
College of Population Studies

5. The Unit Responsible for Research

Aquatic Resources Research Institute	The Institute of Asian Studies
Energy Research Institute	Transportation Institute
Environmental Research Institute	The Institute of Thai Studies
Social Research Institute	
The Metallurgy and Materials Science Research Institute	
The Institute of Biotechnology and Genetic Engineering	

6. The Unit Responsible for Other Affairs

Graduate School	Office of the Registrar
Language Institute	Office of Academic Resources

7. Affiliated Institutes

Police Nursing College



Number of Departments, Programs and Field of Study 2019

Organization	No.of Dept.	Bachelor Program		Grad.Dip	Master Program	Higher Grad. Dip.	Doctoral Program	Total
		Program	Field of Study	Program/ Field of Study	Program/ Field of Study	Program/ Field of Study	Program/ Field of Study	Program/ Field of Study
Graduate (Interdisciplinary)					21		16	37
Medicine	22	1	(1)	1	11	20	9	42
Dentistry	16	1	(1)	3	13	4	4	25
Veterinary Science	10	1	(1)	1	11	1	8	22
Pharmaceutical Sciences	7	2	2		11		9	22
Nursing					4		1	5
Allied Health Sciences	6	4	4		5		4	13
Psychology		2	2		1		1	4
Sports Science		1	1		1		1	3
Science	14	19	19		26		19	64
Engineering	12	19	19		22		12	53
Architecture	6	8	8		8		2	18
Arts	11	2	1,(16)		17		12	31
Fine and Applied Arts	4	1	(5)		5		2	8
Education	6	1	(10)		20		11	32
Law		1	(1)		4		1	6
Communication Arts	5	2	1,(7)		2		1	5
Commerce and Accountancy	5	5	2(9)		12		2	19
Political Science	4	2	1,(4)		8		4	14
Economics		2	(1),1		6		1	9
College of Population Studies					1		1	2
School of Agricultural Resources		1	1					1
The Petroleum and Petrochemical College					3		2	5
College of Public Health Sciences					2		2	4
Sasin Graduate Institute of Business Administration of Chulalongkorn University				1	4		1	6
School of Integrated Innovation Project		1	1					1
Total 1	128	76	119	6	218	25	126	451
Police Nursing College		1	1					1
Total 2		1	1					1
Total 1+2	128	77	120	6	218	25	126	452

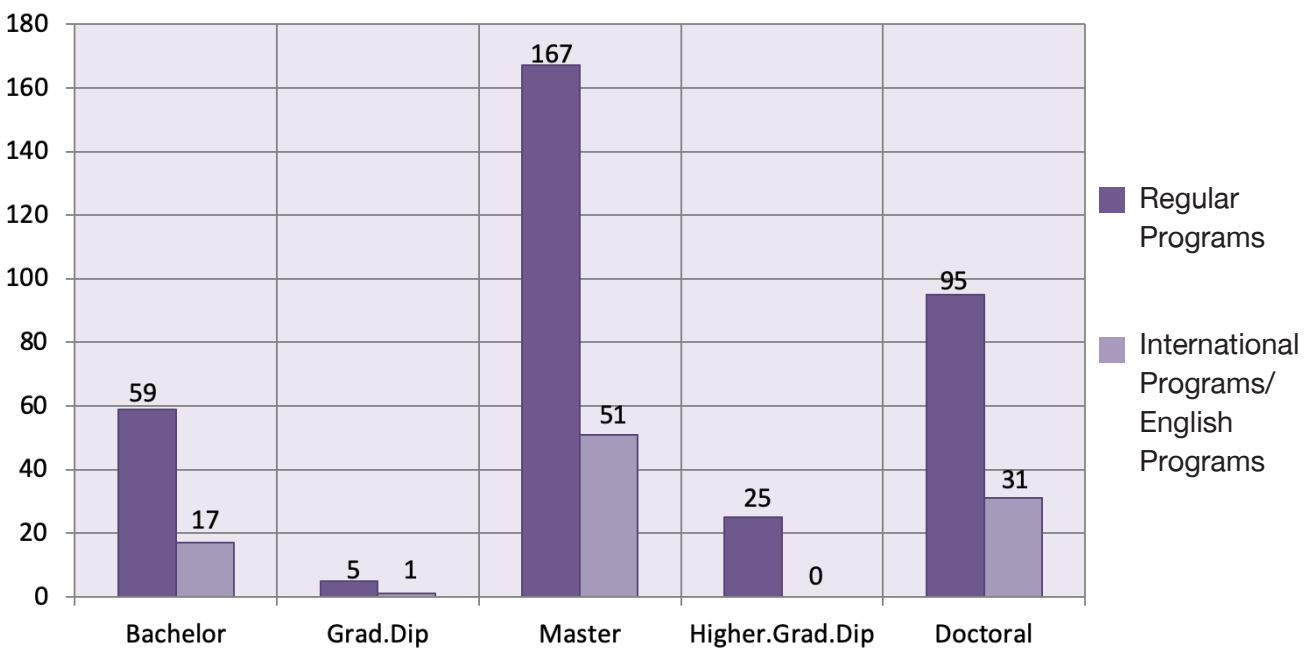
Student Num

Organization	Freshman						Bachelor
	Bachelor	Grad.Dip	Master	Higher. Grad.Dip	Doctoral	Total	
Graduate(Interdisciplinary)			191		74	265	
Medicine	308	20	105	235	44	712	1,827
Dentistry	99	8	51	9	4	171	625
Veterinary Science	150	23	24	1	32	230	717
Pharmaceutical Sciences	202		36		13	251	960
Nursing			24		3	27	
Allied Health Sciences	253		22		16	291	753
Psychology	138		38		5	181	495
College of Public Health Sciences			17		10	27	
Sports Science	117		37		7	161	417
Science	1,063		225		71	1,359	3,083
Engineering	1,069		344		39	1,452	3,846
Architecture	346		64		6	416	1,477
Arts	422		85		25	532	1,700
Fine and Applied Arts	139		40		42	221	592
Education	387		190		49	626	1,841
Law	437		197		2	636	1,412
Communication Arts	249		53		5	307	969
Commerce and Accountancy	826		511		4	1,341	2,995
Political Science	242		143		20	405	960
Economics	272		158		4	434	988
College of Population Studies					5	5	
School of Agricultural Resources	60					60	197
The Petroleum and Petrochemical			59		2	61	
Sasin Graduate Institute of Business Administration of Chulalongkorn University			128			128	
School of Integrated Innovation Project	86					86	86
Total 1	6,865	51	2,742	245	482	10,385	25,940
Police Nursing College	80					80	262
Total 2	80					80	262
Total 1+2	6,945	51	2,742	245	482	10,465	26,202

umber 2018-2019

Total Student Numbers					Total Graduate Numbers 2018					
Grad.Dip	Master	Higher. Grad.Dip	Doctoral	Total	Bachelor	Grad.Dip	Master	Higher. Grad.Dip	Doctoral	Total
	581		413	994			213		79	292
20	251	666	139	2,903	301	18	102	205	20	646
8	155	50	27	865	136	14	41	42	4	237
23	77	1	133	951	96	20	18		11	145
	136		92	1,188	156		27		16	199
	120		16	136			62		3	65
	84		56	893	170		22		7	199
	115		30	640	103		19		6	128
	35		88	123			22		27	49
	95		42	554	80		50		14	144
	689		461	4,233	632		225		73	930
	1,200		272	5,318	899		341		35	1,275
	204		29	1,710	368		76		5	449
	306		122	2,128	366		58		13	437
	109		126	827	154		35		51	240
	509		332	2,682	326		135		74	535
	435		16	1,863	306		127		2	435
	169		27	1,165	229		50		3	282
	1,592		14	4,601	670		700		1	1,371
	517		92	1,569	262		197		21	480
	282		17	1,287	251		153		1	405
	4		21	25			5		6	11
				197	46					46
	127		54	181			38		7	45
	237		8	245			121		1	122
				86						
51	8,029	717	2,627	37,364	5,551	52	2,837	247	480	9,167
				262	64					64
				262	64					64
51	8,029	717	2,627	37,626	5,615	52	2,837	247	480	9,231

Number of Regular & International Programs /English Programs 2019



Number of Academic Cooperation

CU has reached agreement with universities/institutions in 52 countries with the following details:

Level of cooperation	
University-to-University Level	503
Faculty-to-Faculty Level	434
Total	937

Number of partner universities per country			
Argentina	2	Iran	4
Australia	40	Israel	1
Austria	12	Italy	19
Belgium	14	Japan	248
Bulgaria	2	Korea	61
Cambodia	2	Lao PDR	2
Canada	20	Luxembourg	2
China	51	Macau	1
Croatia	1	Malaysia	11
Czech Republic	3	Mexico	1
Denmark	11	Myanmar	1
Finland	11	Netherlands	14
France	32	New Zealand	4
Germany	51	Norway	7
Hong Kong	12	Pakistan	2
Hungary	1	Peru	2
India	3	Philippines	8
Indonesia	14	Poland	3
		Portugal	4
		Romania	1
		Russia	2
		Singapore	14
		South Africa	1
		Spain	7
		Sri Lanka	1
		Sudan	1
		Sweden	15
		Switzerland	10
		Taiwan	40
		Turkey	6
		Uganda	1
		United Kingdom	33
		USA	81
		Vietnam	11
		International Organization	9
		Multilateral Agreement	27

Number of Center of Excellence and Research Units

FACULTY / CENTER	CE	RU	TOTAL
Faculty of Medicine	14	26	40
Faculty of Dentistry	-	4	4
Faculty of Pharmaceutical Sciences	-	8	8
Faculty of Veterinary Science	1	10	11
Faculty of Allied Health Sciences	-	3	3
Faculty of Science	9	13	22
Faculty of Engineering	7	16	23
Faculty of Architecture	2	4	6
Faculty of Arts	1	4	5
Faculty of Communication Arts	-	2	2
Faculty of Commerce and Accountancy	-	2	2
Faculty of Political Science	1	-	1
Faculty of Economics	1	-	1
Faculty of Fine and Applied Arts	1	4	5
Faculty of Education	-	4	4
The Petroleum and Petrochemical College	-	1	1
College of Public Health Science	-	1	1
Sasin Graduate Institute of Business Administration of CU	-	1	1
Institute of Asian Studies	3	4	7
College of Population Studies	-	1	1
Social Research Institute	-	3	3
Environment Research Institute	-	1	1
Institute of Biotechnology and Genetic Engineering	-	1	1
TOTAL	40	113	153

Research awards and Student awards 2019

Academics	National Awards	International Awards
Outstanding Researcher Awards	43	9
Research Project Awards	38	49

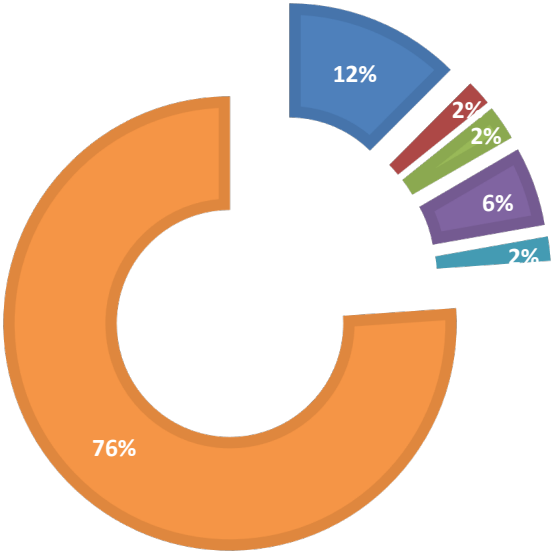
Students	National Awards		International Awards		Total	
	Personnel	Awards	Personnel	Awards	Personnel	Awards
Academic	95	28	34	14	129	42
Sports	435	565	1	1	436	566
Culture	6	1	13	1	19	2

Library Networks

Numbers of Members	Numbers of Books	Numbers of Journals	Numbers of Databases	e-book/ e-Text book	e-journal	e-Thesis (CUIR)
15 Faculties	1,090,622 Titles	4,858 Titles	218 Databases	643,050 Titles	18,720 Titles	52,771 Titles
29 Institutions	1,678,325 Books					
2 Others						

Government Budget

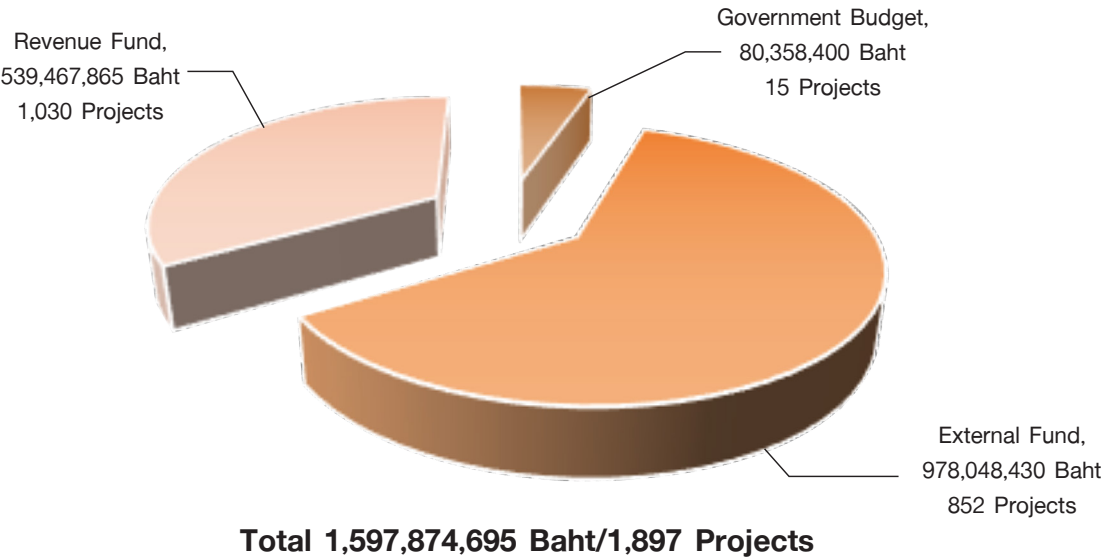
- salaries
- remuneration
- public utility
- equipment
- properties
- sub-sidies



Revenue Budget

Type of Organizations	%	
	Revenue	Expenses
Core functional units of the university(Faculties,Colleges,School,etc.)	39.06	42.38
The Unit Responsible for Research	0.45	0.60
Supporting units of the university	48.39	45.16
Enterprise agencies	12.10	11.96
Total	100.00	100.00

Research Funds 2019



Residence Hall

Student Residence Halls

In this academic year, there are five students residence halls located on campus. Numbers of the student residence are provided bellows :

- Male residence hall : 1,206 students
- Female residence hall : 1,740 students

Sasa Nives International House

Sasa international House is a hotel-type facility designed to accommodate overseas students and guest lectures with a capacity of 50.

Vidhayanives Residence Hall

This residence hall for teaching staff and personnel has 252 rooms. All with a capacity of 453.

Chula Nives Residence Halls

Reserved for CU government offices and permanent employees. They can accommodate a total of 60 Room.

Chula Niwat Residence Hall

Reserved for security guards, janitors, drivers and maintenance employees. They can accommodate a total of 196 Room.

Puang Chom Poo Student Residence Halls (U 1)

This residence hall for students has 251 rooms. All with a capacity of 748.

Puang Chom Poo Student Residence Halls (U 2)

This residence hall for students has 210 rooms. All with a capacity of 401.

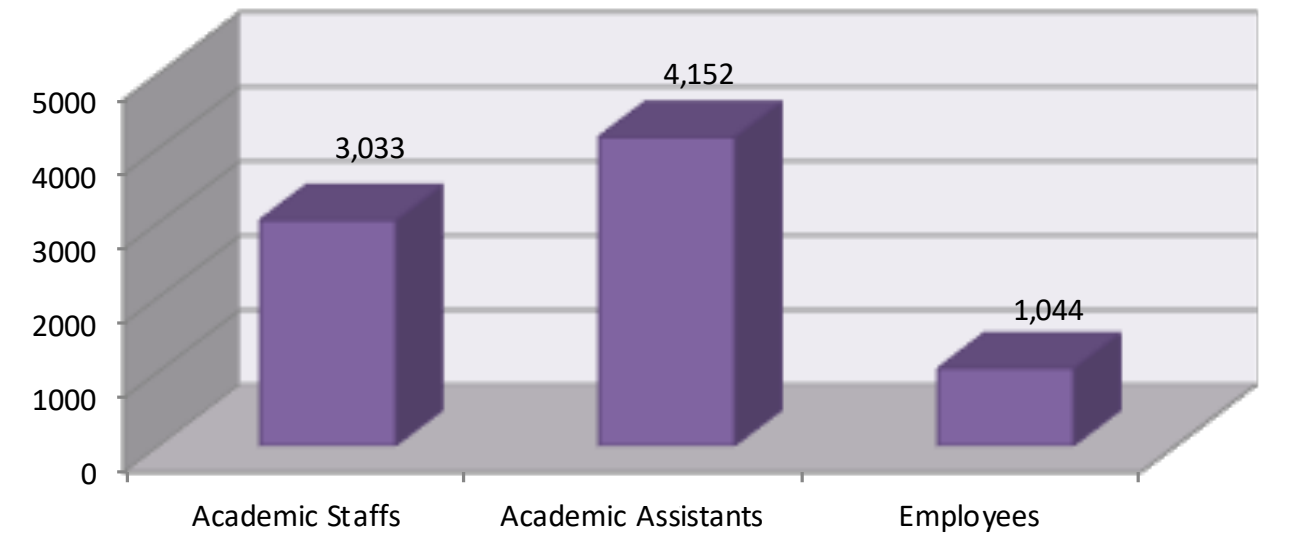
CU iHOUSE

Chulalongkorn University international HOUSE : CU iHOUSE a 26 – story on campus residence for international students and lectures, the total area of 33,957 square meters, consisting of 846 units.

Academic Services for Society

Faculties/Other Institutes	3,741	Projects
	125,875	Activities
	361,556	Personnel/Institute

Personnel of Chulalongkorn University 2019

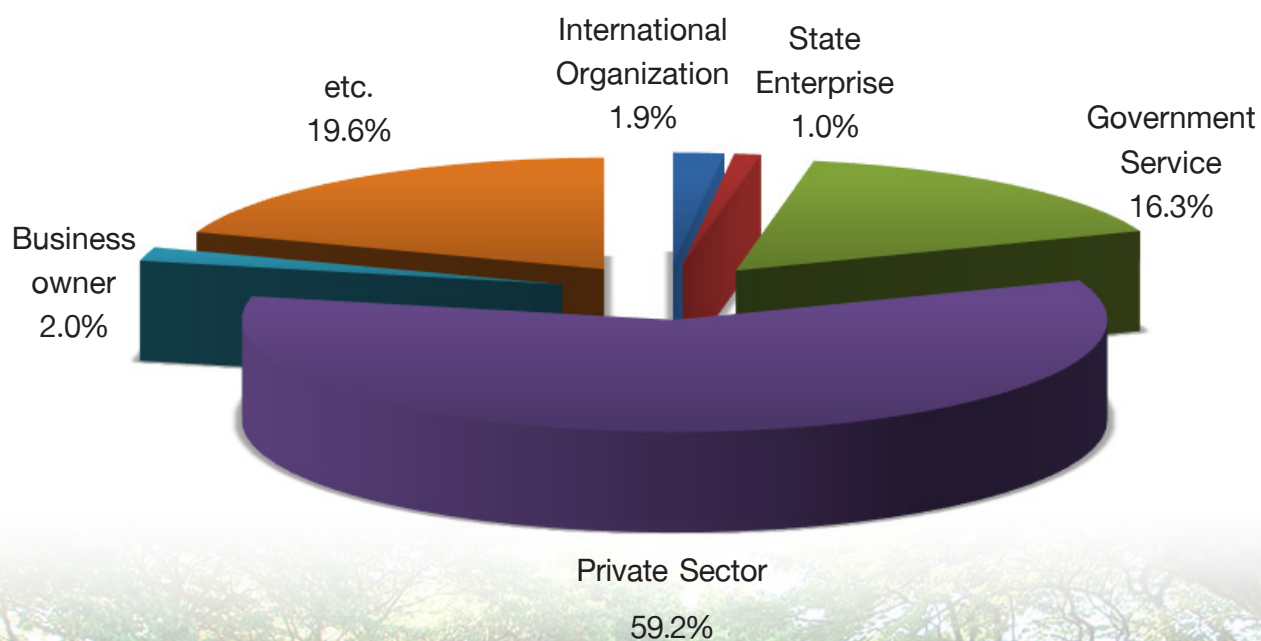


Museums

No.	Museum	Location
1	Exhibition Hall	7 Floor of Office of Academic Resource
2	Tai-Kadai Ladies' Costumes	1 st floor of Maha Vajiravudh Building, Faculty of Arts
3	Chulalongkorn University Museum	Museum Building chulalongkorn University
4	Chuthathut Royal Residence	Moo 3 (Baan Tha Wang) Tambon Tha Tewawong, Amphur Koh Sri Chang, Chonburi Province
5	Cholatassathan Museum	
6	Museum of Imaging Technology	Department of Imagine and Printing Technology, Faculty of Science
7	Geological Museum	Geology Building, ground floor, Department of geology, Faculty of science
8	Daraphirom Royal Mansion Museum	Dara Pirom Palce Museum, Chulalongkorn University, Amphur Mae Rim, Chiang Mai Province
9	Kasin Suva Tabhandhu Herbarium	Botany building, 4 th floor, department of botany, Faculty of Science
10	Museum of Human Body	9 th floor, Chaloem Phra Kiat Nawamarach 60 Building, Faculty of Dentistry
11	Wajawithayawat Museum	Wajawittayawatt building, 1 st floor, Faculty of Dentistry
12	Museum of Herbal Medicine	3 rd floor, Osotsala Building Faculty of Pharmaceutical Sciences
13	Center of Arts and Culture	Cultural Center of Chulalongkorn University
14	Hall of Fame	1 st floor, Faculty of Engineering
15	Memorial Hall	Chakrabongse Building
16	The International Titaka	2 nd floor, Faculty of Arts
17	Chamjuree Art Gallery	Chamchuri Building 8
18	Hall of Fame of Medicine	Faculty of Medicine
19	Medicine Memorial Hall	4 th floor library Building, Faculty of Medicine
20	Museum of Natural Snail Museum of Thailand Turtles and Soft shells Museum Insect Museum Aquarium Invertebrate	Room 230 Room 222 Room 231 Room 228 Room 225 2 nd floor, Biology building, Faculty of Science
21	Anatomical Museum	1 st floor, Department of Anatomy, Faculty of Medicine
22	Orthopedics Museum	2 nd floor, Faculty of Medicine
23	Museum of Pediatric surgery	Faculty of Medicine



Distribution of Employed Graduate 2018 by Employment Sector





CHULALONGKORN UNIVERSITY

254 Phayathai Road, pathumwan, bangkok thailand. 10330

For more information, Please visit www.chula.ac.th